

IMPORTANT SAFETY INSTRUCTIONS

When using electrical appliances, especially when children are present, basic safety precautions should always be followed, including the following:

READ ALL INSTRUCTIONS BEFORE USING

KEEP AWAY FROM WATER

DANGER— Any appliance is electrically live even when the switch is off. To reduce the risk of death or injury by electric shock:

1. Always unplug appliance immediately after using.
2. Do not use while bathing or in a shower.
3. Do not place or store appliance where it can fall or be pulled into a tub or sink.
4. Do not place in, or drop into, water or other liquid.
5. If an appliance falls into water, unplug it immediately. **Do not reach into the water.**

WARNING — To reduce the risk of burns, electrocution, fire, or injury to persons:

1. **This appliance should never be left unattended when plugged in. Do not pull, twist, or wrap line cord around appliance.**
2. This appliance should not be used by, on or near children or individuals with certain disabilities.

3. Use this appliance only for its intended use as described in this manual. Do not use attachments not recommended by the manufacturer.

4. **Never operate this appliance if it has a damaged cord or plug, if it is not working properly, if it has been dropped or damaged or dropped into water. Return the appliance to an authorized service center for examination and repair.**

5. Keep the cord away from heated surfaces. Do not wrap the cord around appliance.

6. Never block the air openings of the appliance or place it on a soft surface, such as a bed or couch, where the air openings may be blocked. Keep the air openings free of lint, hair, and the like.

7. Never use while sleeping.
8. Never drop or insert any object into any opening or hose.

9. Do not use outdoors or operate where aerosol (spray) products are being used or where oxygen is being administered.

10. Do not use an extension cord with this appliance.

11. Do not direct hot air toward eyes or other heat sensitive areas.

12. Attachments may be hot during use. Allow them to cool before handling.

13. Do not place appliance on any surface while it is operating.

14. While using the appliance, keep your hair away from the air inlets.

15. Do not operate with a voltage converter.

SAVE THESE INSTRUCTIONS

OPERATING INSTRUCTIONS

This appliance is intended for household use. Use on Alternating Current (60 hertz) only. Standard curling appliances are designed to operate at 110 to 125 volts AC.

This appliance has a polarized plug (one blade is wider than the other). As a safety feature, this plug will fit into a polarized outlet only one way. If the plug does not fit fully into the outlet, reverse the plug. If it still does not fit, contact a qualified electrician. Do not attempt to defeat this safety feature.

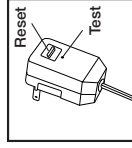
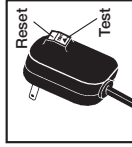
CHECK ALCI SAFETY FEATURE EVERY TIME YOU USE APPLIANCE.

This appliance is equipped with an Appliance Leakage Circuit Interrupter (ALCI), a safety feature that renders it inoperable under some abnormal conditions, such as immersion in water.

To make sure the ALCI is functioning properly, perform the following test. The purpose of this test is to allow you to make sure the water sensing system (ALCI) is working.

1. Plug in the appliance and press test button on plug (See appropriate diagram below).
2. The appliance will stop working. There will be an audible click and reset button will pop out.

3. To reset ALCI with a reset button, unit should be unplugged. Then push in reset button, and reinsert plug into outlet.



4. **If ALCI is not functioning properly, return appliance to nearest service center.**

5. It is important that if immersion occurs, this unit be brought to a service center. Do not try to reset.

6. Be sure to repeat test every time you use the unit, to confirm ALCI is operational.

Should the appliance go off and the reset button pop up during use, this could indicate a malfunction in the unit. Remove plug from outlet and allow the hot air brush to cool. Reinsert plug into outlet.

STYLING WITH THE NEW TOURMALINE CERAMIC-COATED BARREL

Your new hot air brush has 1200 watts of styling power. The 1/4" brush barrel of your new hot air brush has a Tourmaline ceramic-coated surface, the newest in hair care technology.

The Tourmaline Ceramic-coated surface generates natural ions to eliminate frizz and helps smooth down flyaways and frizzies. As you wind each strand around the barrel, heat is evenly distributed so that the style you create has a salon-perfect, silky smooth, shining finish. Hair easily slips right off the barrel after it's styled.

The new Tourmaline Ceramic™ Technology is a pleasure to work with. It makes styling your hair easier and the results more professional.

HOW THE CERAMIC HOT AIR BRUSH WORKS

THE TOURMALINE/CERAMIC COATING generates natural ions that can:

- neutralize the generally positive charge on flyaway, frizzy hair
- reduces static electricity
- contribute to shine

HOW TO STYLE WITH YOUR HOT AIR BRUSH



Partially dry hair by either blow-drying or letting the hair dry naturally. When hair is almost dry, use the ceramic-coated 1/4" brush to create lift, volume and large, soft curls.



Beginning at the crown area, take a section of hair and place the 1/4" brush near the root area. Slide the hot air brush toward the ends, then wind toward the root area. Hold for approximately 10 seconds, then gently unwind the hair **without** tension. Continue throughout the hair until styled as desired.

GET TO KNOW YOUR 1200 WATT TOURMALINE CERAMIC HOT AIR BRUSH



NOTE: To achieve maximum body, fullness and curl, apply styling gel to the root area and styling mousse to the ends. Then take small sections of the hair, and curl it with the 1/4" barrel of the hot air brush.

USE OF THE CONCENTRATOR NOZZLE

Attaches easily to styler, directing airflow onto a small section of hair. Build volume by directing the airflow at roots, against the natural growth pattern.

USE OF THE 3/4" NATURAL BOAR AND NYLON BRISTLE BRUSH

Place the brush under hair, close to the roots. Slide it down to hair ends. This will give perfect shape to your hair style, while bristles and hot air create a polished finish and add shine.



This message about...

GROUND
FAULT
CIRCUIT
INTERRUPTERS

...can save a life!

IF YOU MUST USE YOUR APPLIANCE IN THE BATHROOM, INSTALL A GFCI* NOW!

Your local electrician can help you decide which type is best for you—a portable unit that plugs into the electrical outlet or a permanent unit installed by your electrician. The National Electrical Code now requires GFCIs in the bathrooms, garages, and outdoor outlets of all new homes.

WHY DO YOU NEED A GFCI? Electricity and water don't mix. If your Hot Air Brush falls into water while it's plugged in, the electric shock can kill you...even if the switch is off. A regular fuse or circuit breaker won't protect you under these circumstances. A GFCI offers you far greater protection.



A GFCI can save your life! Compared to that, the price is small! Don't wait... install one now!

*GFCI is a sensitive device which reacts immediately to a small electric current leak by stopping the electricity flow. It will provide you with more protection than you get with your safety device.

USER MAINTENANCE

Your appliance is virtually maintenance-free. For proper performance, the appliance must be kept clean. Blocked or clogged air intake vents will cause the appliance to overheat. When cleaning is needed, unplug the cord, allow to cool and clean dust and lint from air intake openings. The outer surface of the appliance should be wiped clean with a cloth only. If abnormal conditions occur, unplug the appliance, allow it to cool and return it for repair to an authorized service representative only. No repairs should be attempted by the consumer.

CAUTION - NEVER allow the power supply cord to be pulled or twisted. Never wrap the cord around the appliance. Damage will occur at the high-flex point of entry into the appliance, causing it to rupture and short circuit.


Inspect the cord frequently for damage. STOP USE IMMEDIATELY if damage is visible or if unit stops or operates intermittently.

STORAGE

When not in use, your appliance should be disconnected, allowed to cool, and stored in a safe, dry location out of reach of children. Do not jerk the line cord or wrap it around the appliance. Allow the cord to hang or lie loose and straight at the point of entry into the appliance.

WARNING:
IF YOU THINK THE POWER IS OFF WHEN THE SWITCH IS OFF YOU'RE WRONG.

KEEP AWAY FROM WATER



Everyone knows that electricity and water are a dangerous combination. But did you know that an electric appliance is still electrically live even if the switch is off? If the plug is in, the power is on. So when you are not using your appliances, keep them unplugged.

ALWAYS UNPLUG SMALL APPLIANCES

LIMITED ONE YEAR WARRANTY
Conair will repair or replace (at our option) your unit free of charge for 12 months from the date of purchase if the appliance is defective in workmanship or materials.

To obtain service under this warranty, return the defective product to the service center listed below, together with your purchase receipt and \$3.00 for postage and handling. California residents need only provide proof of purchase and should call 1-800-3-CONAIR for shipping instructions. In the absence of a purchase receipt, the warranty period shall be 12 months from the date of manufacture.

ANY IMPLIED WARRANTIES, INCLUDING BUT NOT LIMITED TO THE IMPLIED WARRANTY OF MERCHANTABILITY AND FITNESS FOR A PARTICULAR PURPOSE, SHALL BE LIMITED IN DURATION TO THE 12 MONTH DURATION OF THIS WRITTEN WARRANTY.

Some states do not allow limitations on how long an implied warranty lasts, so the above limitations may not apply to you.

IN NO EVENT SHALL CONAIR BE LIABLE FOR ANY SPECIAL, INCIDENTAL, OR CONSEQUENTIAL DAMAGES FOR THE BREACH OF THIS OR ANY OTHER WARRANTY, EXPRESS OR IMPLIED, WHATSOEVER.

This warranty gives you specific legal rights, and you may also have other rights, which vary from state to state.

Service Center:
Conair Corporation
Service Department
7475 N. Glen Harbor Blvd.
Glendale, AZ 85307

©2007 Conair Corporation
150 Millford Road, East Windsor, NJ 08520
7475 N. Glen Harbor Blvd., Glendale, AZ 85307

07PC2017

IB-7386

Aircare®

1 1/4" Tourmaline Ceramic-coated Hot Air Brush



For your safety and continued enjoyment of this product, always read the instruction book carefully before using.

CONAIR®

Model BC171RCS



Haircare Hotline
Call: 1-800-3-CONAIR
Or visit us on the web at:
<http://www.conair.com>
For info on any Conair product.